

Radial Lead Resettable Polymer PTCs


SC250-180CW0D

Features

- u RoHS Compliant and Halogen-Free
- u Radial leaded Devices
- u Cured, flame retardant epoxy polymer insulating material meets UL94V-0 requirements
- u Operation Current: 0.18A, Maximum Voltage: 220Vdc, Operating Temperature: -40°C to +85°C

Applications

- u USB hubs, ports and peripherals
- u Power ports
- u IEEE1394 ports
- u Motor protection
- u Automotive application
- u Computers and peripherals
- u General electronics



Electrical Parameters

Part Number	I _{hold} (A)	I _{trip} (A)	V _{max} (Vdc)	I _{max} (A)	P _{dtyp} (W)	Maximum Time To Trip		Resistance		
						Current (A)	Time (S)	R _{min} (Ω)	R _{max} (Ω)	R _{1max} (Ω)
SC250-180CW0D	0.18	0.50	220	3.0	1.5	0.90	15.0	1.6	3.2	5.0

I_{hold}= Hold current: maximum current at which the device will not trip at 25°C still air.

I_{trip}= Trip current: minimum current at which the device will always at 25°C still air.

V_{max}= Maximum voltage device can withstand without damage at rated current.

I_{max}= Maximum fault current device can withstand without damage at rated voltage.

T_{trip}=Maximum time to trip(s) at assigned current.

P_{dtyp}= Typical power dissipation: typical amount of power dissipated by the device when in state air environment.

R_{min}= Minimum device resistance at 25°C prior to tripping.

R_{max}= Maximum device resistance at 25°C prior to tripping.

R_{1max}= Maximum resistance of device at 25°C measured one hour after tripping.

Caution: Operation beyond the specified rating may result in damage and possible arcing and flame.

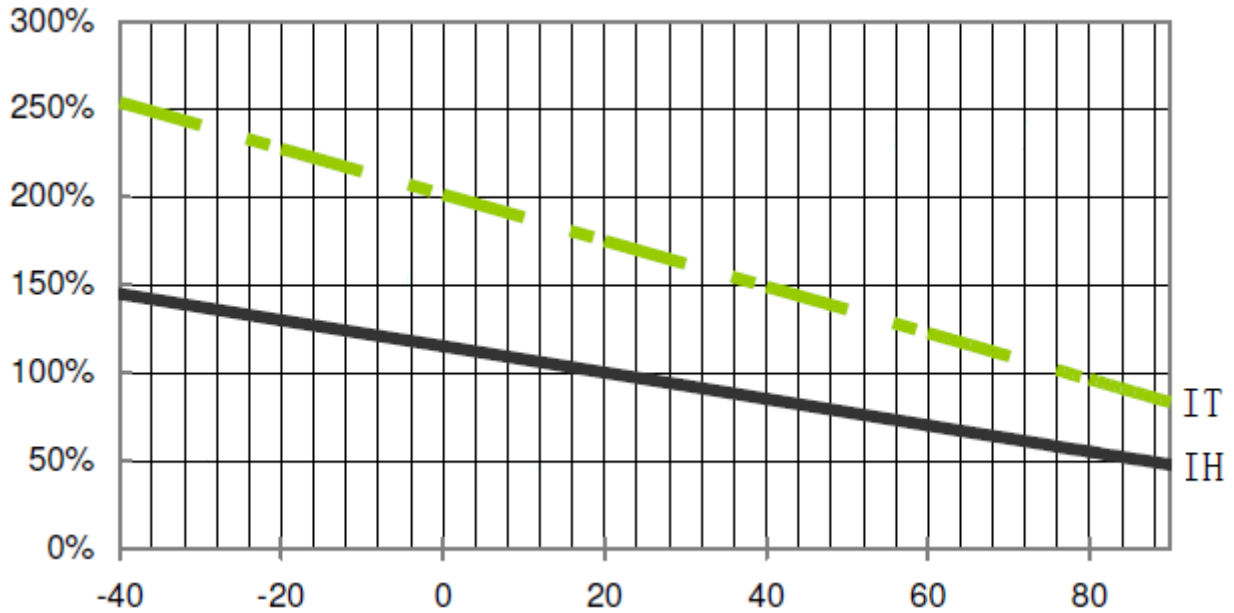
Temperature Derating Chart - I_{hold} (A)

Ambient Operation Temperature	-40°C	-20°C	0°C	23°C	30°C	40°C	50°C	60°C	70°C	85°C
Percentage Reduction	145%	130%	120%	100%	95%	88%	80%	71%	66%	56%

Radial Lead Resettable Polymer PTCs

SC250-180CW0D

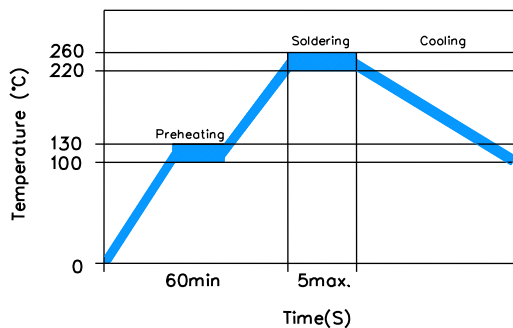
Temperature Derating Curve



Test Procedures and Requirement

Test	Test Conditions	Accept/Reject Criteria
Resistance	In still air @25±2°C	$R_{min} \leq R \leq R_{max}$
Hold Current	60 min, at I_{hold} , In still air @25±2°C	No trip
Time to Trip	Specified current, V_{max} , @25±2°C	$T \leq \text{Maximum Time To Trip}$
Trip Cycle Life	V_{max} , I_{max} , 100 cycles	No arcing or burning
Trip Endurance	V_{max} , 24hours	No arcing or burning

Soldering Parameters



Pre-Heating Zone	Refer to the condition recommended by the manufacturer. Max. ramping rate should not exceed 4°C/Sec
Soldering Zone	Max. solder temperature should not exceed 260°C
Cooling Zone	Cooling by natural convection in air

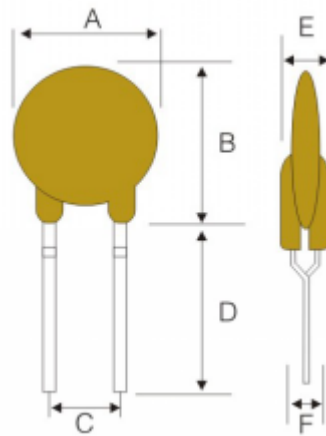
Radial Lead Resettable Polymer PTCs

SC250-180CW0D

Physical Specifications

Lead Material	0.03-1.85A Tin-plated Copper clad steel 2.50-5.00A Tin-plated Copper
Soldering Characteristics	Solder ability per MIL-STD-202, Method 208E
Insulating Material	Cured, flame retardant epoxy polymer meets UL 94V-0 requirements.
Device Labeling	Marked with 'SC', voltage, current rating

Dimensions



Part Number	Dimensions (mm)						Lead Material
	A (Max)	B (Max)	C (Typ)	D (Min)	E (Max)	F (Typ)	Tinned Metal (mm)
SC250-180CW0D	9.0	13.0	5.1	7.6	3.6	/	Φ0.60

Packaging Quantity

Part Number	Quantity (pcs/reel)
SC250-180CW0D	1000